

Monkey Looks for Trouble

1 One fine day in Trinidad, an island in the West Indies, a woman walked along the road. From high in his treetop, Monkey watched her. He saw the large clay pot she was carrying. How alarmed he was when she tripped over a stone and dropped the pot! It broke into many pieces. It had been full of fluffy white cakes that scattered on the road.

2 “Oh, boy, have I ever got trouble now! I have so much trouble!” exclaimed the lady. She tried to gather the cakes in her colorful skirts, but they kept spilling out. Soon she gave up and left.



3 Monkey scurried down the tree trunk to the ground. “These are trouble?” he muttered to himself. “I will taste this trouble, for it looks quite delicious.” The cakes were coconut cakes, and they were indeed delicious. Monkey ate every one of them.

4 “I must find more trouble! I must find more trouble!” said Monkey. Off to the market he went, skittering down the road on his quick little feet.

5 Monkey went to a man standing at a market stall and asked, “Please, kind sir, may I have some trouble?”

6 “You’re looking for trouble?” said the man. Monkey nodded his head in an excited way. The man chuckled and went into a building. He came out with a bag and handed it to Monkey. “Here you go,” he said.

7 Monkey had trouble carrying the bag of trouble. It was so large and lumpy, and it was moving! He was so happy to have more trouble, though, that he didn’t worry. He went down the road to a quiet spot and opened the bag, ready for a feast of trouble.

8 Out of the bag came three fierce little dogs! They barked and snapped and snarled at Monkey. Shaking with fear, Monkey climbed the nearest tree. How hungry he was! He took a fruit and plopped it into his mouth. Little did he know that the tree was a chili pepper tree. Suddenly his mouth felt full of fiery flames!

9 Monkey needed water! Below, though, those three fierce beasts were snapping and yapping at him. He had to wait until they grew bored and went away. Then Monkey quickly returned to the ground and ran, lickety-split, to a stream. He drank lots of cool water. After a while his burnt mouth felt better.

10 Monkey returned to his own quiet treetop and never looked for trouble again.

CSR0P014

1 Read this sentence from the story.

Off to the market he went, skittering down the road on his quick little feet.

What does the word skittering mean in this sentence?

- A running
- B dragging
- C driving
- D crawling

CSR10246.125

2 What did Monkey do as soon as the dogs became bored and went away?

- A He looked for something delicious to eat.
- B He stayed in the chili pepper tree to sleep.
- C He climbed down the tree and ran to a stream.
- D He opened the bag to see what was inside.

CSR00138.014

3 At the END of this story, how did Monkey solve his problem?

- A He put the three dogs back into the bag.
- B He asked a man to help him.
- C He returned to the market.
- D He went back to his safe, quiet treetop.

CSR00135.014

4 Which saying BEST tells what Monkey learned in this story?

- A You cannot please everyone.
- B Be careful what you ask for.
- C Slow and steady wins the race.
- D Do not judge a book by its cover.

CSR00134.014

5 This story is BEST described as a

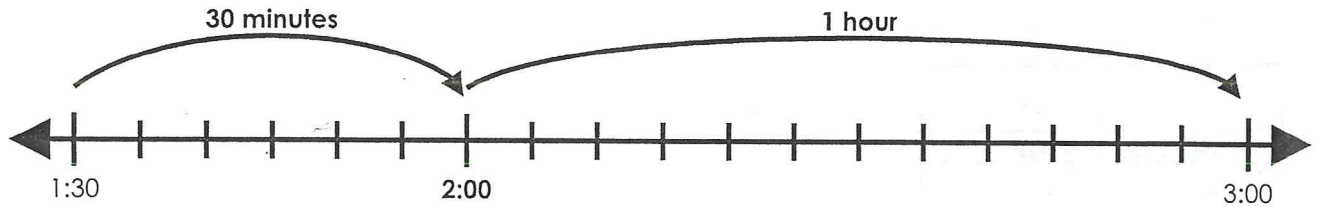
- A biography.
- B folktale.
- C poem.
- D riddle.

CSR00142.014

Name: _____

Elapsed Time Number Line

Start Time	End Time
1:30 pm	3:00 pm



elapsed time: 1 hour and 30 minutes

Use an elapsed time number line to calculate the amount of time that has passed.

a.

Start Time	End Time
5:00 pm	7:30 pm



elapsed time: _____

b.

Start Time	End Time
3:30 am	5:30 am



elapsed time: _____

c.

Start Time	End Time
11:00 pm	1:30 am



elapsed time: _____

d.

Start Time	End Time
2:30 am	6:30 am



elapsed time: _____

e.

Start Time	End Time
9:00 am	12:30 pm



elapsed time: _____



Start Time	End Time
half past 7 am	half past 7 pm



elapsed time: _____

Tuesday Homework

Design Your Own Mask

Introduction:

Many people from all over the world enjoy making masks. They use masks when they have a celebration for special times like birthdays and holidays. Some masks look like animals. Some look like happy people. Others look like scary people. Think about a mask you could make. Here are directions for making your own mask.

What You Will Need:

- A clean, one-gallon plastic milk jug
- Paper towels or a brown paper bag
- White glue
- Sandpaper
- Paint
- Yarn, if desired

What to Do:

Step 1 With an adult's help, cut off the spout of a clean, one-gallon plastic milk jug. Cut the jug in half from the top to the bottom so that the handle is in the middle of one of the halves. The half with the handle will be the mask; the handle itself will be the nose.

Step 2 With an adult's help, cut holes for the eyes and a hole for the mouth. Use sandpaper to smooth all rough edges of the mask.

Step 3 Cover your work area. Tear paper towels or a brown paper bag into one-inch squares. Soak them for a few minutes in a bowl containing a half-and-half mixture of white glue and water. Squeeze the excess glue from the pieces, one at a time, and place them on the mask. Cover the entire front of the mask and all of the edges. Let the mask dry completely. (It may take a day or two.)

Step 4 Paint the mask and let it dry.

After You Have Finished:

You can hang the mask on a wall as a decoration or punch holes in the sides (with an adult's help), tie a piece of yarn to each hole, and wear the mask as part of a costume for a made-up drama.

6**Paragraph 1 tells you**

- A what masks look like.
- B how much masks cost.
- C who made the first mask.
- D where most masks are made.

CSR01613.236

7**Which of these should you ask an adult to help you with?**

- A tearing paper towels into strips
- B cutting the jug in half
- C sanding the jug carefully
- D painting the mask

CSR01622.236

8**If you wanted to place the mask on a shelf rather than wear it, you would NOT have to**

- A paint the mask.
- B soak the paper.
- C dry the mask.
- D punch holes for yarn.

CSR01623.236

9**Which step takes the MOST time to do?**

- A Step 1
- B Step 2
- C Step 3
- D Step 4

CSR01617.236

Your name: _____

Elapsed Time

Nearest Minute



Complete the table by filling in the elapsed times. Use a T-Chart to Solve.


Start Time	End Time	Elapsed Time
5:00 A.M.		3 hours and 57 minutes
8:00 P.M.	10:44 P.M.	
11:55 P.M.		23 minutes
1:35 P.M.		5 hours and 40 minutes

Complete the table by writing the time shown on the clocks and filling in the elapsed time.

Start time

End Time

Elapsed Time



Wednesday Homework

Frog and Coyote's Race

A Native-American Tale

1 One afternoon, Coyote went hunting. He caught a mouse, and later, a squirrel. As a fat rabbit hopped by, Coyote grabbed him too and started home to cook his supper.

2 Suddenly, a large frog landed in front of him. Coyote pounced and pinned Frog to the ground.

3 Frog thought quickly and came up with a plan. "Brother Coyote," he called. "You must not eat me today!"

4 Coyote laughed loudly, "Why shouldn't I help myself to such a tasty morsel?"

5 "Why, I have a bet to make with you," Frog stated. "Tomorrow there is to be a race." Coyote's ears twitched. "A race?"

6 "Yes," Frog continued. "You and I will race. If you win, then you may eat me."

7 Coyote was never able to pass up dares, refuse bets, or miss a race. He agreed and loped away swiftly to enjoy his dinner. Frog hurried to the lake.

8 There he told his friends of his bet with Coyote. They laughed, knowing one little frog could never win against such a large, strong coyote. Frog hushed them and explained his clever plan. With some help, it was certain that Coyote would lose.

9 In the morning, the animals gathered to watch as Coyote and Frog agreed on the course they would run. They were to start at the large stone and circle all the way around the lake. The first one back to the stone would be the winner. When the sun reached the noonday mark, they were off. Coyote sprinted as quickly as he could. Frog bounded into the grass and waited. Coyote looked behind him. Seeing no sign of Frog, Coyote was sure he would win. As Coyote was beginning to tire, Frog's look-alike buddy jumped onto the course from behind an alder tree ahead. Coyote was surprised to see what he thought was Frog, and ran even faster, determined to win. Coyote dashed past him and called, "You may be fast, but I'm faster. I'll wait at the finish line to eat you up, Frog!"

10 When Coyote came in sight of the finish line, Frog had emerged from his hiding place and easily hopped across the line. "You may be fast, Coyote, but I've managed to beat you!" Frog joyfully called out. Silently, he added, "With the help of my friends."

11 Coyote went home puzzled and hungry again.



- 10** Read this sentence from the passage.

Coyote laughed loudly, “Why shouldn’t I help myself to such a tasty morsel?”

In this sentence, you can tell that a morsel is something

- A to eat.
- B to chase.
- C to laugh at.
- D to help out.

CSR01546.230

- 11** Which word BEST describes Coyote in this passage?

- A weak
- B foolish
- C afraid
- D tricky

CSR01550.230

- 12** What is Frog’s problem in this passage?

- A He is hungry.
- B He is in danger.
- C He has no friends.
- D He thinks too slowly.

CSR01544.230

- 13** How does Frog solve his problem in this passage?

- A He hides.
- B He runs away.
- C He outsmarts Coyote.
- D He becomes friends with Coyote.

CSR01545.230


- 14** This passage teaches readers that it is better to be

- A fast than slow.
- B big than little.
- C a rabbit than a mouse.
- D clever than strong.

CSR01542.230

Name: _____

Elapsed Time



Directions: Use
a T-chart or number
line to solve.

1. Jessica puts cookies in the oven at 7:00 A.M. They need to cook for 18 minutes. What time should Jessica take the cookies out of the oven?

2. Sarah rents a movie that is 1 hour and 24 minutes long. She starts watching the movie at 5:00 P.M. What time will the movie end?

3. Michael begins reading his book at 8:00 A.M. He stops reading at 9:04. How long did Michael read his book?

4. Bob left for his grandmother's house at 5:00 A.M. He drove for 2 hours and 22 minutes. What time did he arrive?

5. Paul and Norm worked on a project from 3:00 P.M. to 4:13 P.M. How long did they work on the project?

6. Cassandra's watch says it is 2:00 P.M. She will go to dinner in 3 hours and 20 minutes. What time will she go to dinner?

Name _____

Mechanics

- Use **quotation marks** at the beginning and end of a speaker's exact words.

"Let's go!" called Dad.

"I'm right behind you," said Robert.

Rewrite each sentence. Add quotation marks at the beginning and end of the speaker's exact words.

1. Let's go buy a gift for Mom, said Dad.

2. What should we get her? Adam wondered.

3. Do you have any ideas? asked Ali.

4. Don't you think she would like candy? suggested Rob.

5. You just want a big box of candy! yelled Adam.

6. What's wrong with that? asked Rob.

7. Please be serious! said Ali.

8. Do you think she'd like a bracelet? asked Rob.

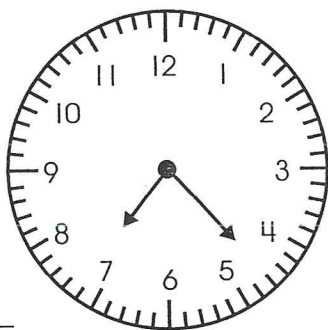


Name _____

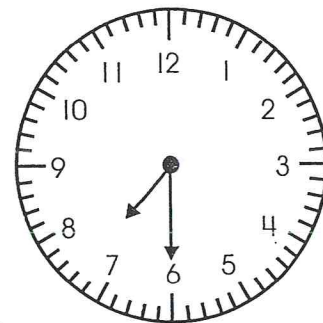
3.MD.1

Answer each question.


1. Isabella wants to watch a show at 8:00 pm. It is 7:23 pm. How many minutes does she have to wait before the show starts?



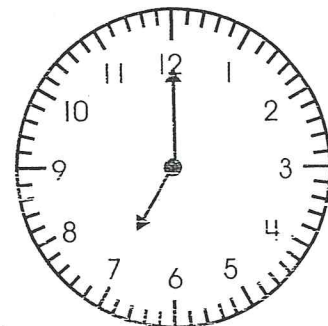
2. Cade's favorite show starts at 7:30 pm. It is 90 minutes long. What time will the show end?



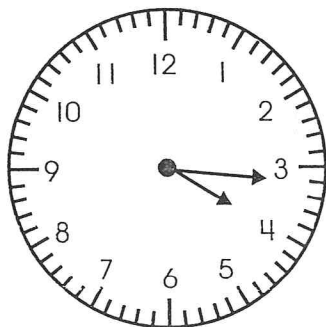
3. Taylor's favorite show started at 4:30 pm. It is 30 minutes long. It is now 4:53 pm. In how many minutes does the show end?



4. Monique watched a movie that started at 7:00 pm. It lasted 1 hour and 47 minutes. What time did the movie end?



5. Jonathan started watching a show at 4:16 pm. He turned the TV off at 5:37 pm. How long did he watch TV?



6. Chelsea watched two 30-minute shows on Monday, one 30-minute show on Wednesday, and three 30-minute shows on Friday. How many hours of TV did she watch that week?

- ☐ I can tell and write time to the nearest minute.
☐ I can solve time problems.